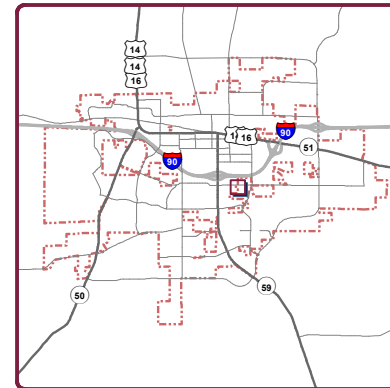





CITY OF GILLETTE

GIS Division
P.O. Box 3003
Gillette, Wyoming 82717-3003
Phone (307) 686-5364
www.gillettewy.gov



Legend

-  1110 Country Club Rd
-  Parcels
-  City Limits

THE INFORMATION ON THIS DRAWING WAS OBTAINED FROM RECORD AND DESIGN DRAWINGS. THE CITY OF GILLETTE MAKES NO GUARANTEE REGARDING THE ACCURACY OF THIS DRAWING OR THE INFORMATION CONTAINED THEREIN.



Y:\GIS Work\Administration\
Admin\Admin\Council\
HagenShelstadAnnexation



1110 Country Club Rd

August 08, 2014

Productivity **Service With P.R.I.D.E.** Enthusiasm
Responsibility Integrity Dedication