



City of Gillette - Development Services Department

Sidewalk Café Design Guidelines

January 2015

Table of Contents

• Authority	3
• Definition	3
• Purpose	4
• Sidewalk Café Elements	5
• Chapter 1: Barriers	6
• 1.1 Barriers Required	6
• 1.2 Sidewalk Cafés Serving Alcohol	6
• 1.3 Barriers Not Required	7
• 1.4 Barrier Design	8
• 1.5 Barrier Measurements	10
• 1.6 Access Openings	11
• 1.7 Planters & Planter Boxes	12
• Chapter 2: Furniture & Fixtures	13
• 2.1 Discouraged Types of Furniture	14
• 2.2 Tables	15
• 2.3 Chairs	16
• 2.4 Umbrellas	17
• 2.5 Sidewalk Coverings	18
• 2.6 Menus & Displays	18
• 2.7 Circulation Room	19
• 2.8 Setbacks	20

Authority

These Sidewalk Café Guidelines are promulgated in accordance with Chapter XX, Article XX, of the City of Gillette Municipal Code. The design guidelines were adopted by Ordinance of the City Council on April 21, 2015, and may be amended from time to time by City Council Ordinance.

Definition

Sidewalk café means any group of tables, chairs, or other seating fixtures and all related appurtenances maintained within the public sidewalk and intended for the purpose of consumption of food or beverage by patrons, when such is located adjacent to a food or beverage service establishment having the same operator. A sidewalk café will be considered a permitted encroachment on Gillette Avenue in the C-2, Central Business District so long as all outdoor facilities related thereto are temporary in nature, are not permanently affixed so as to extend below, on or above the sidewalk, involve no penetration of the sidewalk surface, are not attached to any building and are readily removable without damage to the surface of the sidewalk. The permit for encroachment shall be valid from April 1st through October 31st of each calendar year.

More Information

For more information, visit www.gillettewy.gov. At this website, applicants can access the Sidewalk Café Guidelines, the City of Gillette Zoning Ordinance, Sidewalk Use Agreement, and other required worksheets and application materials. Applicants may also contact the City of Gillette Planning Division by calling (307) -686-5281.

Purpose

Sidewalk Cafés contribute to a vibrant urban culture and make Gillette Avenue a more dynamic place to walk, socialize and dine. Sidewalk cafés are temporary dining areas that occupy part of the public right-of-way during eating establishment hours. This document is a guide to creating temporary sidewalk cafés that are safe and attractive to restaurant patrons and pedestrians.

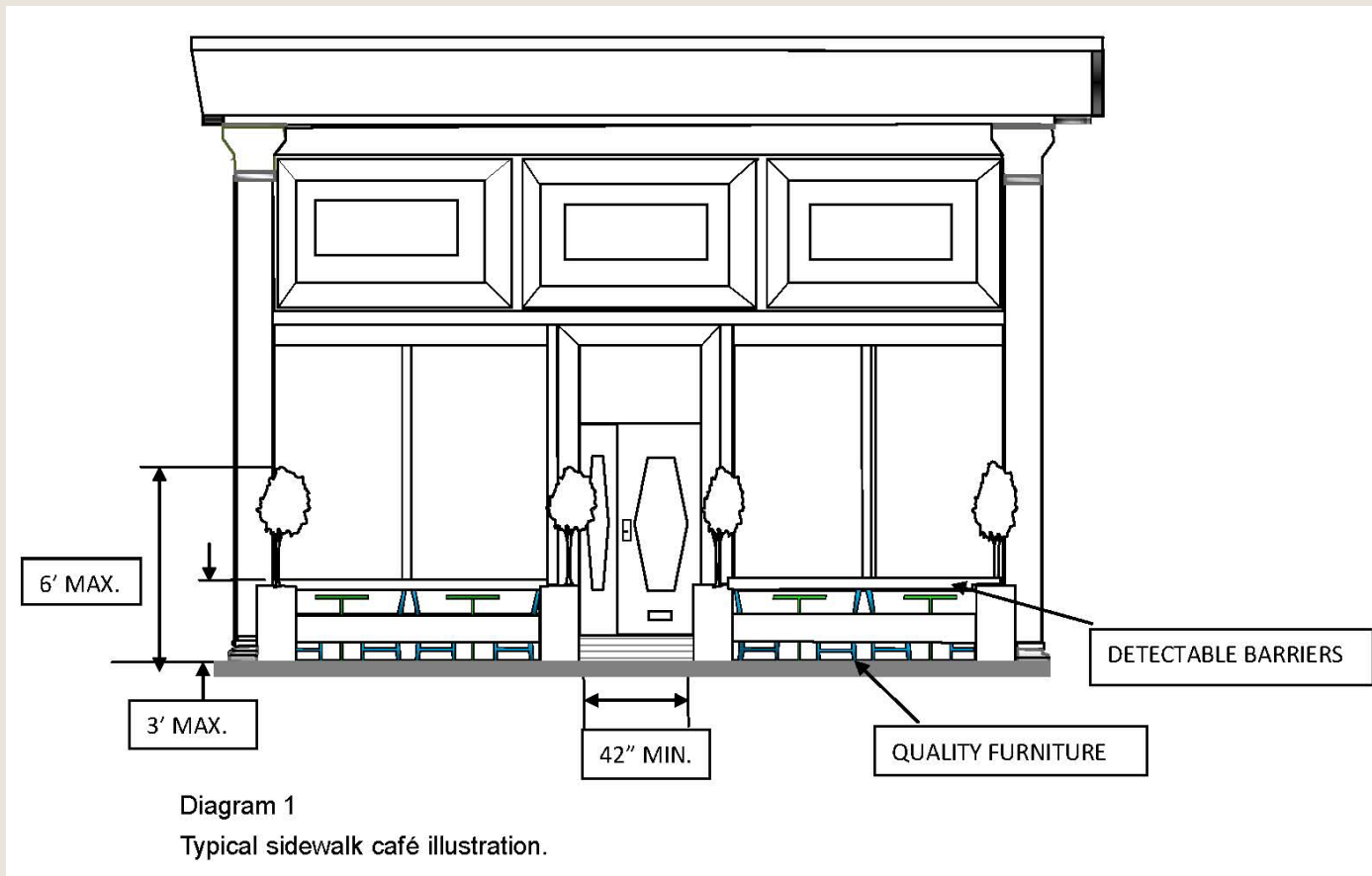
The Sidewalk Café Design Guidelines provide acceptable dimensions for café access and for public right-of-ways, sidewalk café barriers, and layout of outdoor service areas. The City of Gillette encourages the use of durable and high quality outdoor furnishings and materials to increase the safety and comfort of visitors of sidewalk cafés. The diagrams and photos in this document illustrate examples of acceptable and unacceptable sidewalk café design and furnishings.

Sidewalk cafés enhance the public realm and motivate city and regional residents to patronize Gillette's eating establishments. Restaurant and café owners who offer sidewalk cafés shall comply by these guidelines.



Sidewalk Café Elements

Elements of a typical sidewalk café include: barriers, planters, tables, chairs, umbrellas, menu display, heat lamps, and access point. If wait service is not provided in the sidewalk café area, the eating establishment is required to supply a waste receptacle. If wait service is provided, the restaurant operator is not permitted to place a waste receptacle in the sidewalk café.



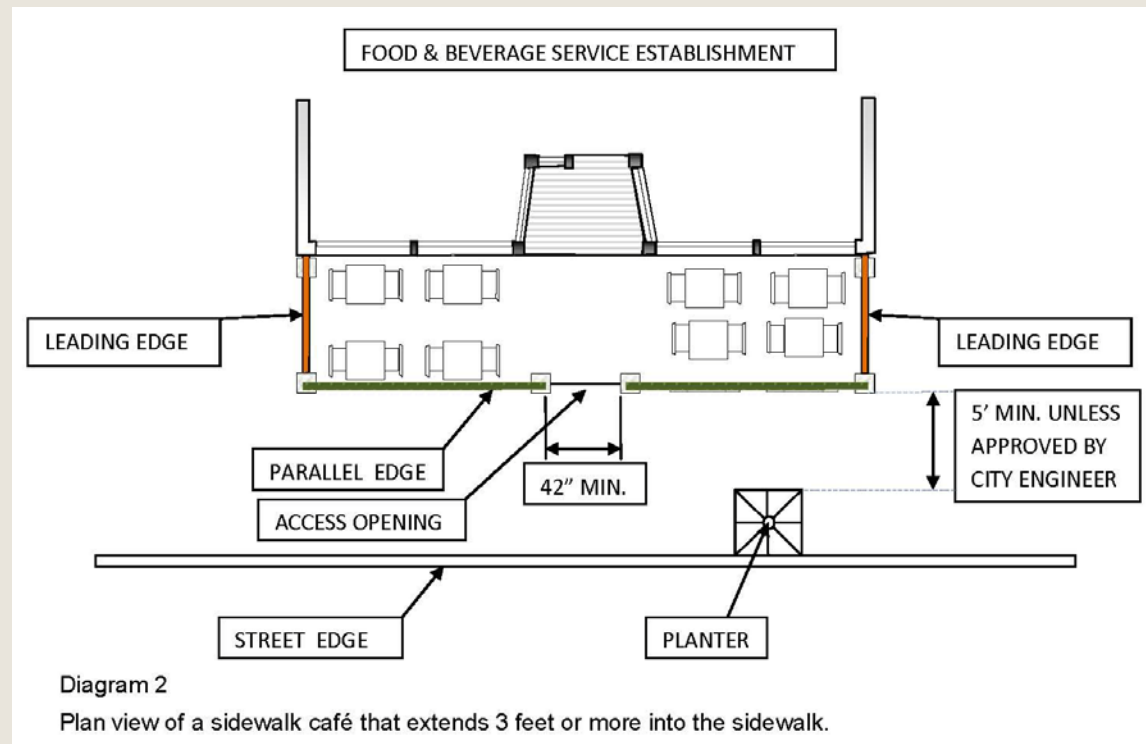
Chapter 1 – Barriers

1.1 Barriers Required

The perimeter of sidewalk cafés that extend more than three (3) feet into the public right-of-way shall be enclosed by barriers that are durable, removable, and are maintained in good condition.

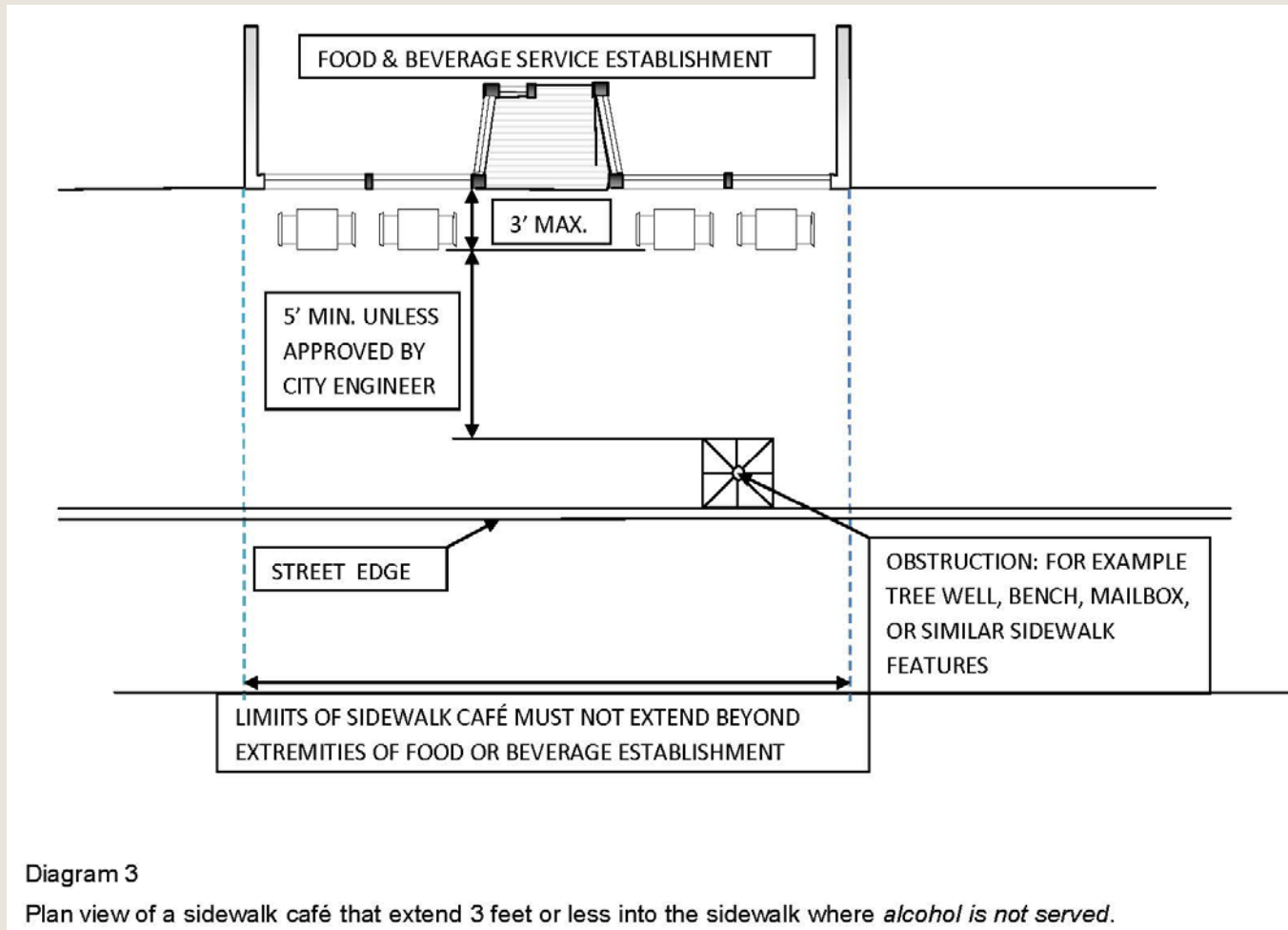
1.2 Sidewalk Cafés Serving Alcohol

Sidewalk cafés that serve alcohol shall be surrounded by a barrier in all cases. The barrier access point shall be controlled by the operating establishment. The operating establishment owner shall maintain compliance with Wyoming and City of Gillette Alcohol and Beverage Control standards for serving alcohol.



1.3 Barriers Not Required

Sidewalk cafés that extend three (3) feet or less into the public right-of-way and do not serve alcohol are not required to be enclosed by a barrier.



1.4 Barrier Design

Generally, barriers shall be thirty-six (36") inches in height, and shall be free-standing, stable, and removable. The barrier shall be constructed of black wrought iron material. The barrier segment bases should be flat with tapered edges that are between $\frac{1}{4}$ to $\frac{1}{2}$ inch thick.

Types of Barriers:

1. Sectional Fencing: Rigid fence segments may be placed end-to-end to create the appearance of a single fence. The footing shall be flat and be free-standing. All fencing shall be composed of black wrought iron material.
2. Planters: Outdoor planters may be used as a barrier component and should be placed at the corners and entry of the sidewalk café. Planters must be no more than three (3') feet in height, shall be kept in a clean condition, and be stable.



1.4 Barrier Design (continued)



Barrier Qualities

1. Free Standing: Barriers must not be permanently attached to any structure or sidewalk.
2. Stable: A barrier must be well balanced and difficult for pedestrians to topple, trip over, or remove.
3. Open Appearance: Sidewalk café barriers shall allow patrons and pedestrians to see from the café to the street and vice versa.

Prohibited Barrier Materials

1. Chain Link
2. Rope Rails
3. Chain Rails
4. Materials other than Black Wrought Iron.

The use of materials for barriers that is not specifically designed as fencing, such as buckets, flag poles, newspaper stands, and waste receptacles is prohibited.



1.5 Barrier Measurements

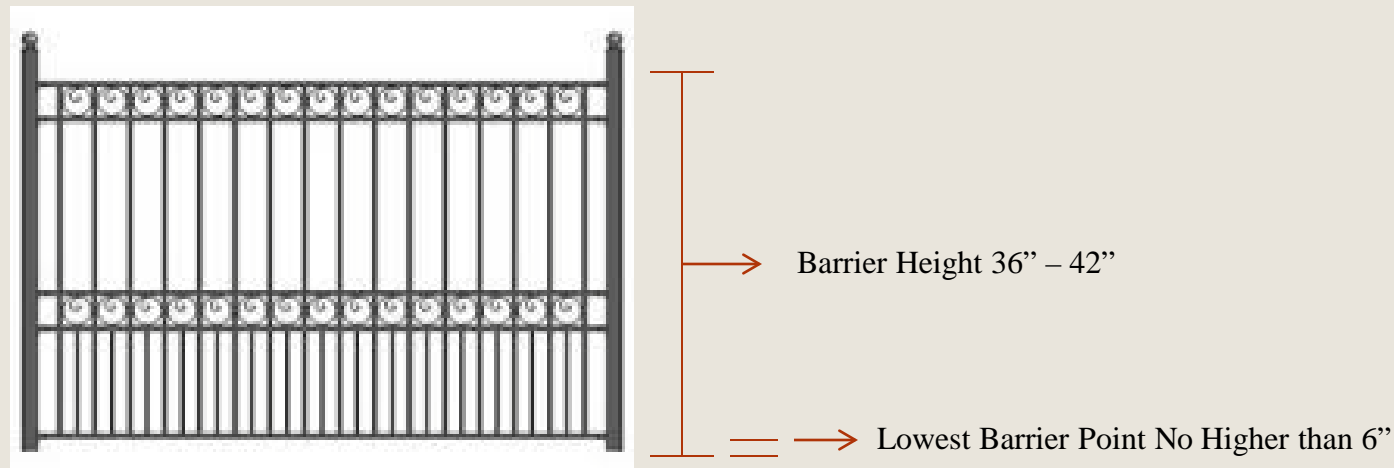
The following barrier measurements shall be utilized in order to guide pedestrian traffic and establish the separation of sidewalk cafés from the street:

Height

Sidewalk café barriers shall not be less than thirty-six (36") inches in height and not more than forty-two (42") inches in height.

Maximum Distance from Ground

The lowest point in the barrier shall be no more than six (6") inches in height. This is to ensure that visually impaired pedestrians who use canes will note the barrier.



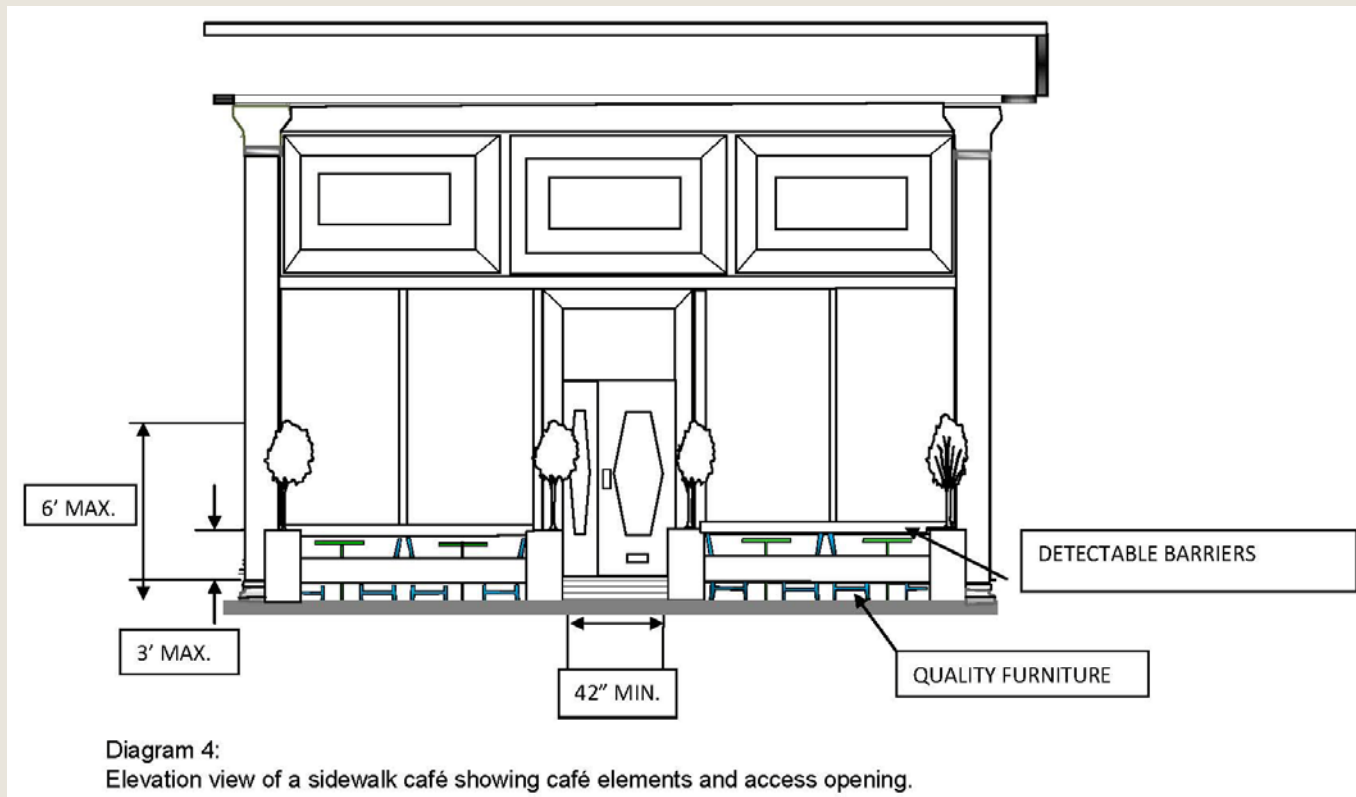
1.6 Access Openings

Location

The access opening should be located along the front or parallel edge of the sidewalk café barrier. The access opening shall be kept clear of other materials. If the sidewalk café serves alcoholic beverages, the alcohol license operator shall control the access to the sidewalk café area.

Minimum Access Width

All access openings shall measure no less than forty-two (42") inches in width.



1.7 Planters & Planter Boxes

Planters or planter boxes are appealing barrier elements in sidewalk cafés. Planters must be removable and stored after the close of business. Planters may be used in sidewalk cafés that do not have barriers to separate them from the pedestrian way, in cases where outdoor eating areas do not extend three (3') feet or more into the sidewalk, and where no alcohol is served.

Maximum Height

Planters may be no more than three (3') feet in height; planted materials may be up to six (6') feet tall. Planter boxes may be installed on thirty-six (36") inch high barriers.

Planted Materials

Planters and the plants they contain should be well-maintained and kept free of litter and debris. Planters shall contain living plants.



Planter Boxes on Barrier Rails are permitted

Chapter 2 Furniture & Fixtures

Quality, Context, & Variety

Sidewalk cafés bring pedestrians, economic investment, and liveliness to the street and visually enhance the urban environment. It is important for sidewalk cafés to utilize quality furniture and fixtures that contribute to the safety and attractiveness of the public realm. Furniture and fixtures must be durable and of sturdy construction; able to withstand severe weather without blowing over.

Sidewalk cafés influence the character of urban areas, and restaurant owners should be mindful of their surroundings when planning cafés. While a variety of tables, chairs, and umbrellas are acceptable, operators are advised to consider the context of the Main Street area and nearby buildings when making decisions concerning furniture and fixtures. A range of furniture styles, colors, and materials are permitted, however furniture and fixtures must be clean and free of fading, corrosion, splinters, dents, tears, and chipped paint.



Features such as decorative plants, attractive barriers, and quality furniture contribute to a dynamic urban street scape.

2.1 Discouraged Types of Furniture

Prohibited Furniture

Sidewalk cafés are impermanent eating areas, and furniture that is permanently affixed to the sidewalk or exterior of a building is prohibited. Tables, chairs, umbrellas, heat lamps, menu displays, and barrier elements are the only acceptable outdoor furniture items. Waste receptacles are required only in sidewalk cafés that do not provide wait service; otherwise, waste receptacles are not permitted.

Prohibited Café Elements

Shelves, serving stations, loud speakers, sofas, and televisions.

Free Standing

Neither furniture nor other sidewalk café elements may be tied or otherwise secured to trees, lamp posts, street signs, or fire hydrants at any time.



Prohibited materials in sidewalk cafés: from left to right, flimsy plastic tables and chairs, unfinished wooden materials, and sofas.

2.2 Tables

Tables must be functional and well maintained. Tables may be of any shape, but shall not be over thirty-six (36") inches in height. Smaller tables are encouraged, as they provide more layout flexibility. Square or rectangular tables can be combined to create a larger table if necessary. Table edges and corners should be rounded and safe for passing pedestrians.

Encouraged table materials: metals, finish grade woods, sturdy recycled materials

Discouraged table materials: breakable plastics, unfinished lumber



Images of acceptable sidewalk café tables

2.3 Chairs

Durability

Chairs should be able to withstand weather factors such as sun and wind and remain in good condition. Chairs should be of sturdy construction. Chairs should not show evidence of deterioration or damage to structure or finishes.

Fabrication

Chairs may be fabricated of metal, finish grade wood, or composite material. Chairs may incorporate fabric elements or may be upholstered, but must be maintained in clean condition. For upholstered chairs, water resistant textiles are strongly encouraged.

Color

The color of chairs is the owner's choice. Chairs may be painted, stained or unpainted in color, but must have surfaces that are properly finished such that there is no rust, splintering, or other deterioration.



Images of acceptable sidewalk café chairs.

2.4 Umbrellas

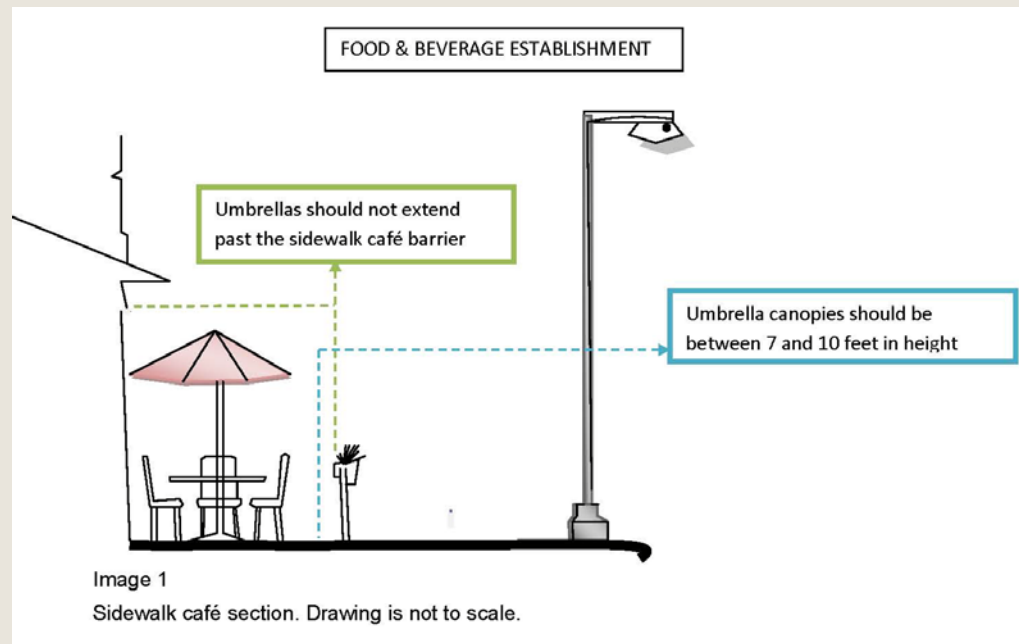
Functional and aesthetically pleasing, umbrellas provide shade and enclosure for patrons of sidewalk cafés. Umbrellas shall be contained within the defined sidewalk café area. Square or rectangular market-style umbrellas are recommended for sidewalk cafés for space efficient design.

Height

When opened, umbrella canopies should be between seven (7') feet and ten (10') feet tall.

Materials & Design

Umbrellas should be suitable for outdoor patio use and have a weighted base meeting the umbrella manufacturers specifications. Canvas is preferred. Umbrella colors are the owner's choice and should be compatible with the sidewalk café furniture. Lettering, logos, and/or advertising is not permitted on sidewalk café umbrellas.



2.5 Sidewalk Coverings

No alterations or coverings should be made to sidewalks or placed over sidewalk café space. Platforms, artificial turf, paint, or carpet in sidewalk café areas are prohibited.

2.6 Menus & Displays

All signage and printed materials that are displayed shall be within the sidewalk café area enclosure.



Menu Displays up to six (6) square feet in size are acceptable sidewalk café elements, however they are required to be located within the sidewalk café enclosure. In no circumstance, shall a menu board impede the required pedestrian way.

2.7 Circulation Room

Outside Sidewalk Café

Sidewalk cafés shall allow for a minimum of five (5') feet of unobstructed pedestrian passage way on the sidewalk. No element of the sidewalk café, including umbrellas, plants, barriers, or signage elements, may obstruct the pedestrian passage way. Light poles, tree wells, sidewalk planters, fire hydrants, and other permanent public fixtures may not fall within the pedestrian path allowed between the curb and leading edge of the sidewalk café.

If sidewalk café barriers are utilized at dining area perimeters, a minimum of three (3') feet should be allowed for patrons and wait staff circulation inside the dining area. Wait staff shall not serve patrons from outside the café barrier.



Establishment operators should ensure that 5 feet of pedestrian passage way is unobstructed from the edge of the café to permanent objects on the sidewalk or the back of the curb.

2.8 Setback from other Businesses

Restaurant and café owners and managers should ensure that sidewalk cafés do not unreasonably obstruct the visibility of neighboring businesses. In such cases, a sidewalk café operator will be required to adjust the layout of the outdoor dining area. The sidewalk café shall be limited to the length of the adjacent building frontage controlled by the operator.

