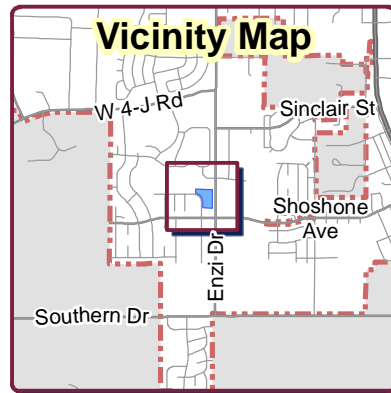





CITY OF GILLETTE

GIS Division
P.O. Box 3003
Gillette, Wyoming 82717-3003
Phone (307) 686-5364
www.gillettewy.gov




Legend

-  Project Area
-  Parcels
-  City Limits

THE INFORMATION ON THIS DRAWING WAS OBTAINED FROM RECORD AND DESIGN DRAWINGS. THE CITY OF GILLETTE MAKES NO GUARANTEE REGARDING THE ACCURACY OF THIS DRAWING OR THE INFORMATION CONTAINED THEREIN.

Y:\GIS Work\EDS\Planning\CommissionMaps

15.078PUDF
RC Ranch Business Park
Phase I

November 24, 2015
Service With P.R.I.D.E.

Productivity Responsibility Integrity Dedication Enthusiasm