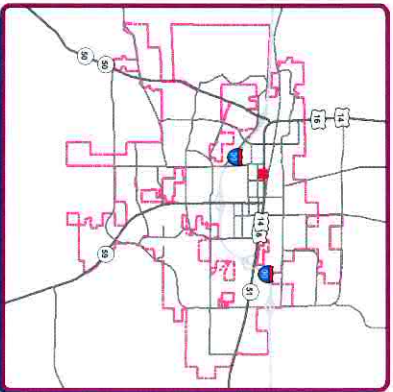








CITY OF GILLETTE
GIS Division
P.O. Box 3003
Gillette, Wyoming 82717-3003
Phone (307) 686-5364
www.gillettewy.gov



Legend

Road Closure Areas

-  ROAD CLOSED
-  ROAD CLOSED TO THRU TRAFFIC
-  LANE CLOSED
-  ALTERNATING LANES

THE INFORMATION ON THIS DRAWING WAS OBTAINED FROM RECORD AND DESIGN DRAWINGS. THE CITY OF GILLETTE MAKES NO GUARANTEE OF THE ACCURACY OF THE INFORMATION CONTAINED THEREIN.



Street Closure
Ross Ave - 2nd to 3rd
May 21, 2016

Productivity  Service With P&R E. 
Responsibility Integrity Dedication