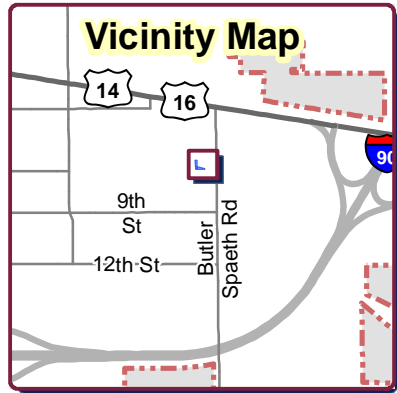




 **CITY OF GILLETTE**
GIS Division
P.O. Box 3003
Gillette, Wyoming 82717-3003
Phone (307) 686-5364
www.gillettewy.gov



Legend

-  Project Area
-  Parcels
-  City Limits

THE INFORMATION ON THIS DRAWING WAS OBTAINED FROM RECORD AND DESIGN DRAWINGS. THE CITY OF GILLETTE MAKES NO GUARANTEE REGARDING THE ACCURACY OF THIS DRAWING OR THE INFORMATION CONTAINED THEREIN.

 H:\PL\Planning\CommissionMaps

0 30 60
Feet

16.043V
Portion of Elon Ave ROW
& Sewer ROW Vacate

10/25/2016

Productivity Service With P.R.I.D.E. Enthusiasm
Responsibility Integrity Dedication