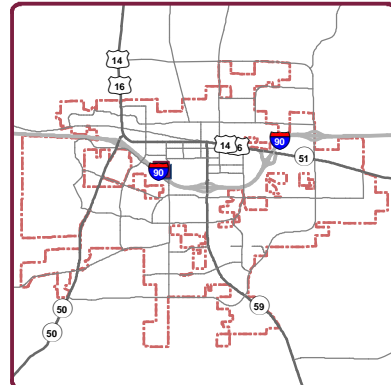



CITY OF GILLETTE

GIS Division
P.O. Box 3003
Gillette, Wyoming 82717-3003
Phone (307) 686-5364
www.gillettewy.gov




Legend


Annexation areas with Ordinance # and Date

 Annexation areas with Ordinance # and Date

County Tax Parcels w/ Ownership Info


 County Tax Parcels w/ Ownership Info

City Limits

 City Limits

THE INFORMATION ON THIS DRAWING WAS OBTAINED FROM RECORD AND DESIGN DRAWINGS. THE CITY OF GILLETTE MAKES NO GUARANTEE REGARDING THE ACCURACY OF THIS DRAWING OR THE INFORMATION CONTAINED THEREIN.

G:\Cityshared\PL\2016
Proposed Island
Annexation(s)\08 W 12TH ST

 0 100 200
Feet

W 12TH ST ANNEXATION AREA

January 27, 2017

Productivity Service With P.R.I.D.E. Enthusiasm
Responsibility Integrity Dedication