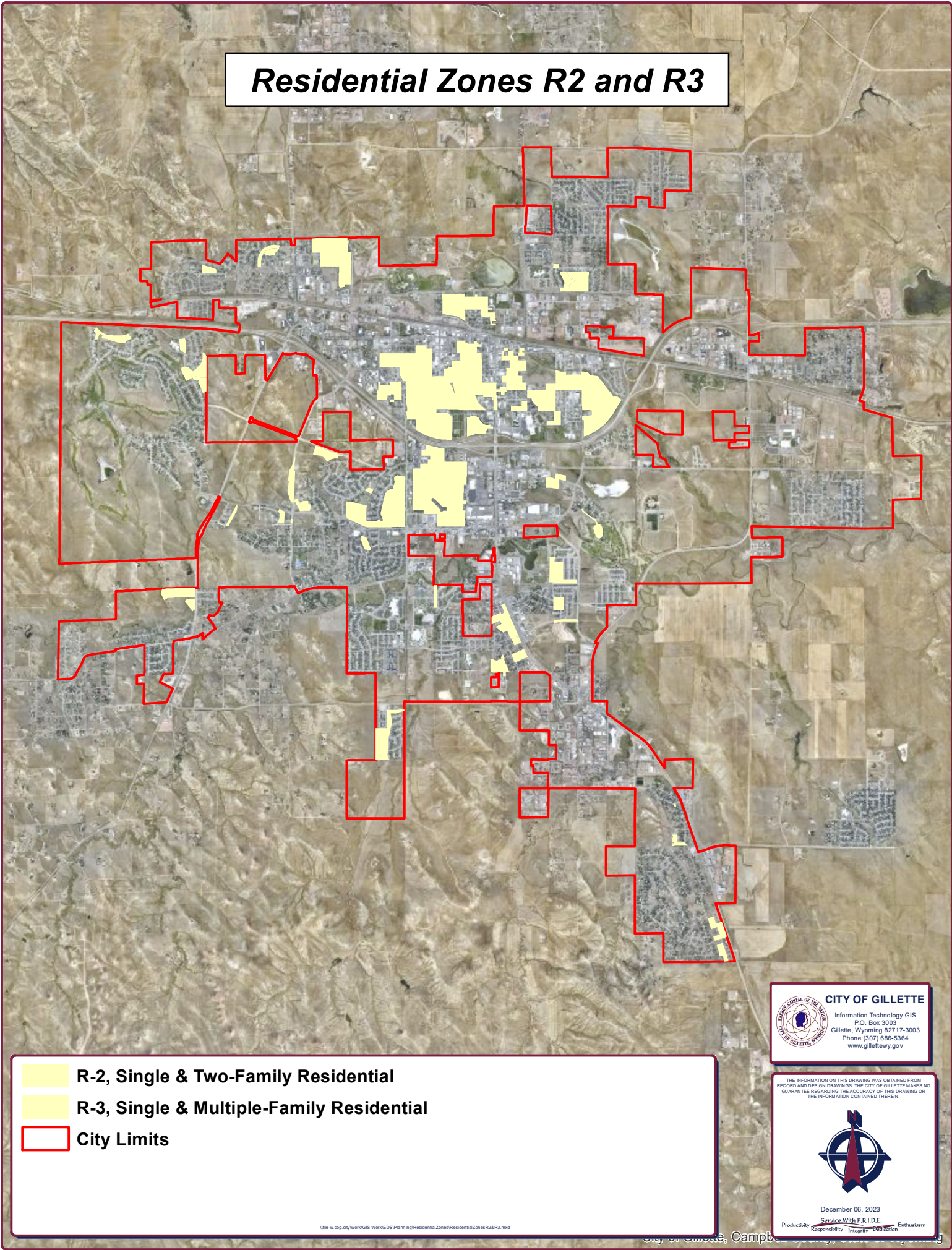





# Residential Zones R2 and R3



-  R-2, Single & Two-Family Residential
-  R-3, Single & Multiple-Family Residential
-  City Limits

 **CITY OF GILLETTE**  
Information Technology GIS  
P.O. Box 3003  
Gillette, Wyoming 82717-3003  
Phone (307) 686-5364  
[www.gillettewy.gov](http://www.gillettewy.gov)

THE INFORMATION ON THIS DRAWING WAS OBTAINED FROM RECORD AND DESIGN DRAWINGS. THE CITY OF GILLETTE MAKES NO GUARANTEE REGARDING THE ACCURACY OF THE DRAWINGS OR THE INFORMATION CONTAINED THEREIN.



December 06, 2023

Productivity Service With P.R.I.D.E. Enthusiasm  
Responsibility Integrity Dedication